


5/2 way Flipper Solenoid Valve for pneumatics



- Compact design
- Single and manifold mounting
- Low power consumption
- Fast response times
- Second connection shut-off function


Type 6525 can be combined with...




Type 8640
Valve island




Type 2031
Diaphragm valve



Type 8644
Valve island



Type 0044
Cylinder



Type MKRS
Redundancy bloc

















The Type 6525 consist of a pilot flipper valve Type 6144 and a pneumatic seat valve. The flipper principle allows switching of high pressures together with low power consumption and fast response times. All valves are equipped with manual override as a standard. The valve is also available with a second connection (pressed cable), whereby a safety-related shut-off function is realized.

Technical data	
Orifice	DN4.0
Body material	PPS, PA
Seal material	FKM, NBR and PUR
Medium	Lubricated, oil free, dry compressed air; neutral gases (5 µm filter recommended)
Medium temperature	- 10 ... + 50 °C
Ambient temperature	- 10 ... + 55 °C
Manual override	Standard
Port connection	Flange for MP11
Pneumatic module	Type MP11 with M5, M7, push-in connection Ø 6 mm
Voltage tolerance	± 10 %
Cycling rate	approx. 1000 c.p.m.
Voltage	24 V DC *
Nominal power	0.8 W
Duty cycle	Continuous operation (100% ED)
Electrical connection on valve	Rectangular plug with Raster 5.08 mm
Type of protection	IP40 with rectangular plug
Protection class	3 acc. to VDE 0580
Weight	21 g
Mounting	with 2 screws M2 x 20
Installation	As required, preferably with actuator upright

* 10% residual ripple allowed

Response times [ms]	Measurement acc. to ISO 12238
Opening	< 10 ms
Closing	< 10 ms

Ordering chart for accessories

Accessory	Version	Features	Article no.
Rectangular cable plug	Raster 5.08 mm	with 3 m cable 2 pin	133486 
		with 300 mm flying leads 2 pin	644068 
		with 2 single contacts	644067 
Protective cover for 5/2 way valve position	complete	for 1 unused valve position	650373 
Pneumatic connector module	left	G ¼	144750 
		NPT ¼	144751 
	right	G ¼	144753 
		NPT ¼	144754 
Pneumatic basic module MP11, 2 valve wide	Push-in connection Ø 6 mm	without check valve	144903 
		with check valve in R and S	144906 
	Connection M7	without check valve	144905 
		with check valve in R and S	144908 
Pneumatic basic module MP11, 8 valve wide	Push-in connection Ø 6 mm	without check valve	144912 
		with check valve in R and S	144915 
	Connection M7	without check valve	144914 
		with check valve in R and S	144917 

To find your nearest Bürkert facility, click on the orange box → www.burkert.com

In case of special application conditions,
please consult for advice

We reserve the right to make technical changes without notice
© Christian Bürkert GmbH & Co. KG

1802/8_EU-en_00891920